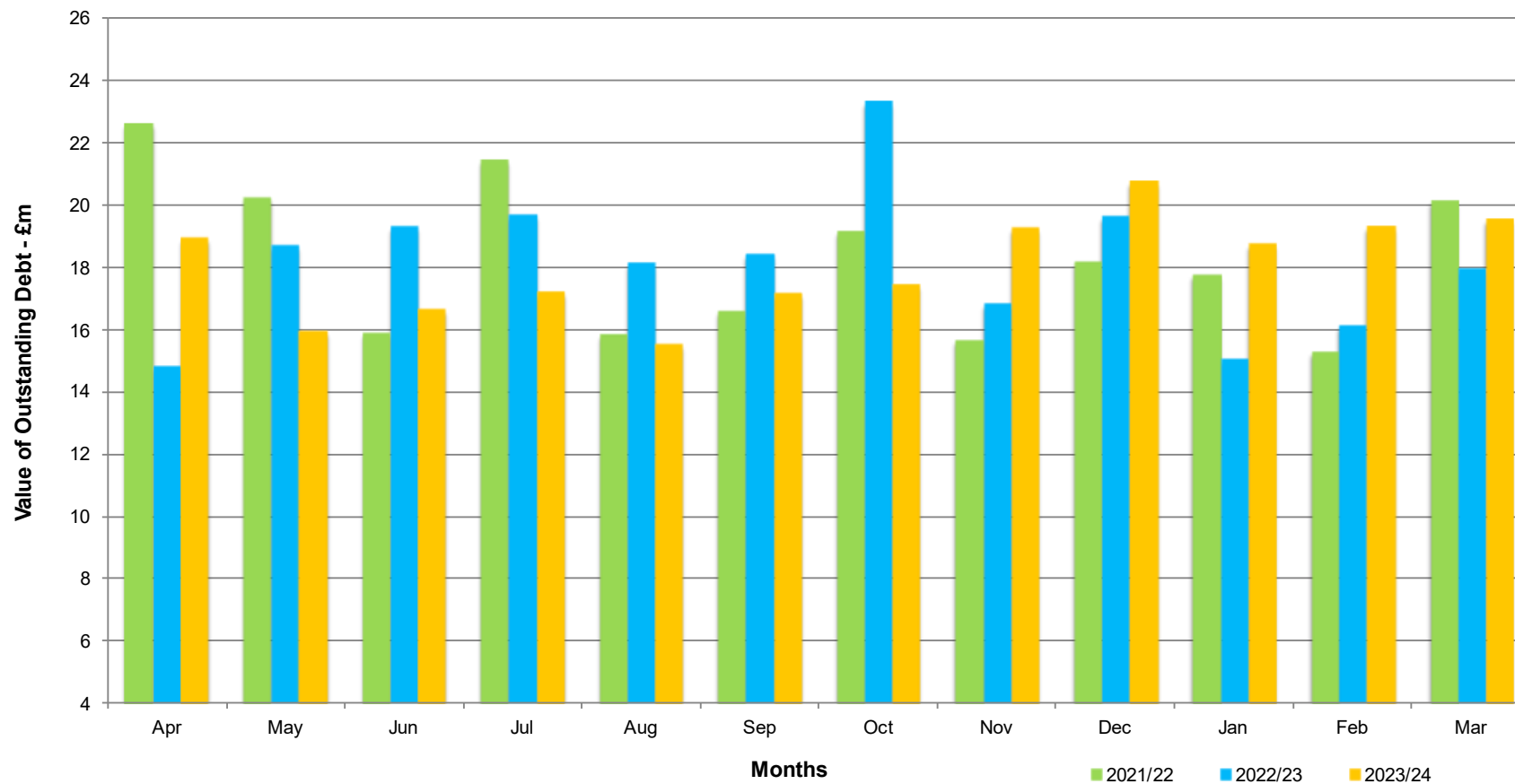
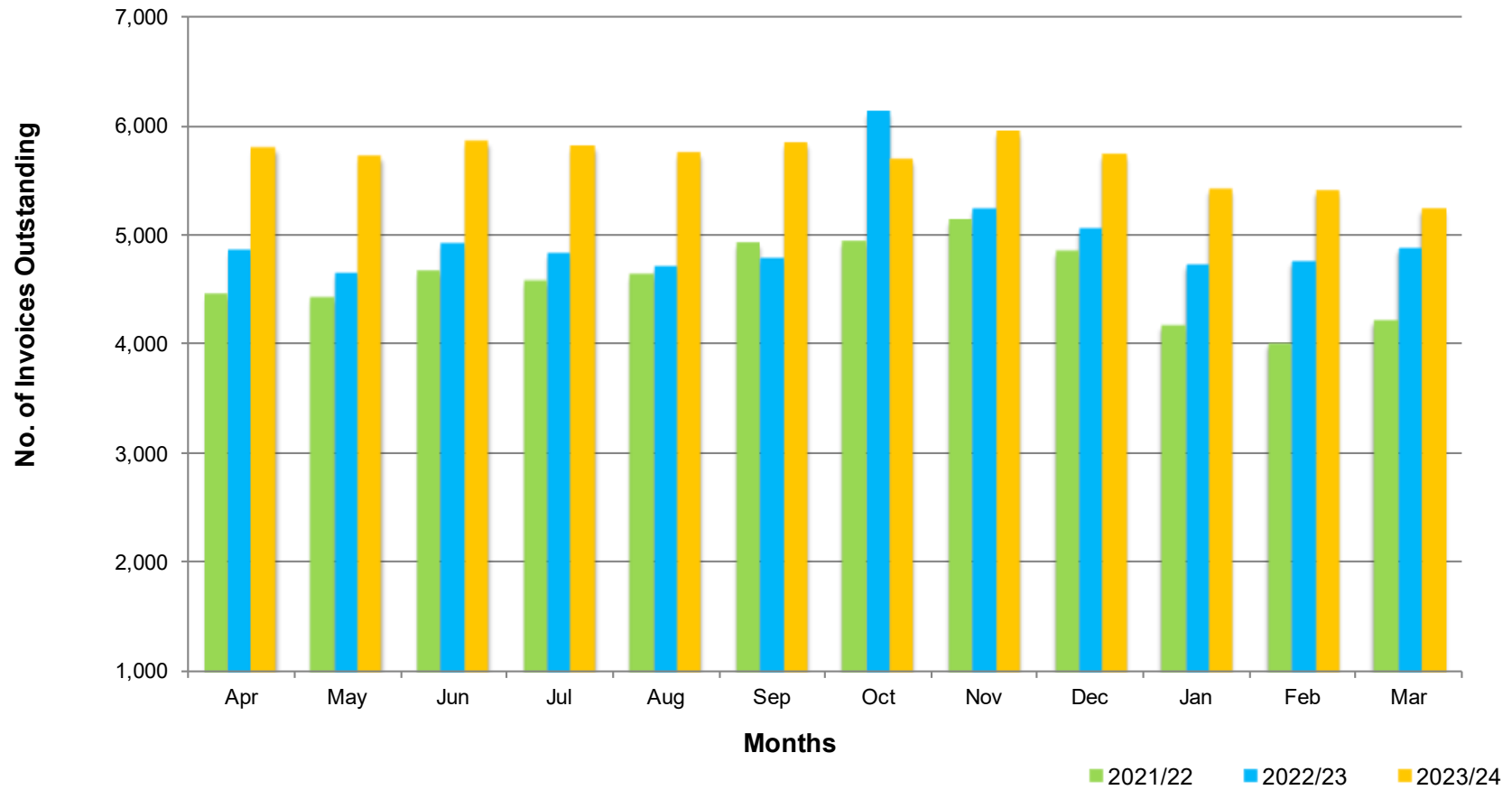


Monthly Comparison of Total Outstanding Debt



Monthly Comparison of no. of Invoices Outstanding



Overall Recovery position of Debts raised in the financial years as at 31st March 2024

Outstanding balance and Recovery position of debts raised in the years below							
Fin Year in which the original debt was raised	Pre 2019	2019-20	2020-21	2021-22	2022-23	2023-24	Grand Total
	£000	£000	£000	£000	£000	£000	£000
In reminder letter cycles (no pro-active recovery)						5,571	5,571
Recovery being actively pursued	36	55	48	120	665	1,947	2,871
In Recovery, paid by instalments	49	5	7	65	79	219	425
Awaiting Cancellation	4	9	3	11	13	2	42
Appointee & Deputyship in place	7		42	32	232	222	534
Deceased Accounts	145	16	153	126	421	627	1,488
Searching for probate		5	18	1	55	1	79
Probate granted (in recovery)	1	3	22	79	128	22	254
Debt Secured by Charge	164				97	254	515
With LBB for Instructions				1	10	120	131
Pre Debt Collector checks	4	5	11	31	23	30	105
With Debt Collector	21	4		6	9	12	53
Returned from Debt Collector	2	1					4
Court Action (pre-legal action review & application)	139	157	123	77	95	95	686
Judgement obtained - Enforcement options in review	39				2		41
Judgement obtained - High Court Enforcement	14	1			10		25
With LBB Legal Dept for instructions					27	16	43
In Administration (Insolvency)			634	529	1		1,164
Recommended for Write Off	973	202	130	111	130	86	1,632
In dispute/under query with LBB Service Departments	33	40	230	377	480	2,655	3,814
Covid-19 Grant Clawback				3		19	23
Premises Licences						19	19
Grand Total	1,631	503	1,421	1,569	2,477	11,917	19,518

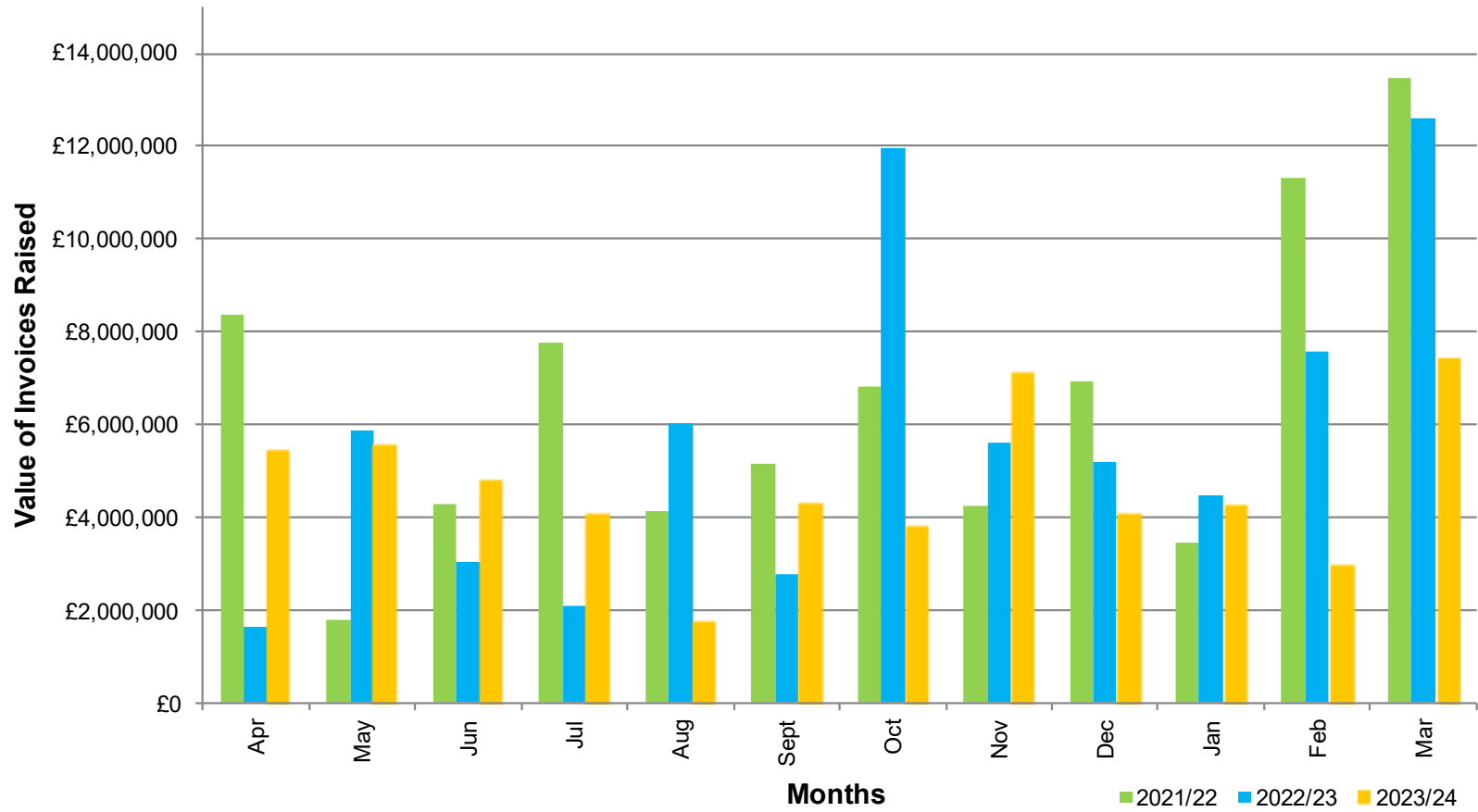
Age Profile of outstanding Utility Debts as at 31st March 2024

Utility	Pre 2019	2019-20	2020-21	2021-22	2022-23	2023-24	TOTAL BALANCE
Virgin Media	£0	£0	£0	£475	£0	£15,527	£16,002
British Telecom	£0	£0	£0	£0	£0	£0	£0
EDF	£0	£0	£0	£0	£0	£0	£0
UK Power Networks Ltd	£0	£0	£0	£0	£0	£0	£0
SGN PLC	£0	£0	£0	£3,360	£0	£44,848	£48,208
Thames Water	£0	£583	£5,985	£0	£2,686	£55,409	£64,663
Other Utilities	£9,717	£0	£6,875	£36,563	£604	£77,252	£131,011
TOTAL	£9,717	£583	£12,860	£40,398	£3,290	£193,036	£259,883

Overall Recovery Position of outstanding Utility Debts as at 31st March 2024

Utility	Total under 30 days old	Total over 30 days old	Total outstanding	No. of invoices in dispute	Amount of invoices in dispute	Amount marked for write off
Virgin Media	£7,120	£8,882	£16,002	0	£0	£0
British Telecom	£0	£0	£0	0	£0	£0
EDF	£0	£0	£0	0	£0	£0
UK Power Networks Ltd	£0	£0	£0	0	£0	£0
SGN PLC	£11,730	£36,478	£48,208	4	£5,226	£0
Thames Water	£55,223	£9,440	£64,663	3	£6,754	£0
Other Utilities	£46,456	£84,555	£131,011	4	£3,840	£10,909
TOTAL	£120,529	£139,354	£259,883	11	£15,820	£10,909

Monthly Comparison of the Value of invoices Raised



Monthly Comparison of No. of Invoices Raised

